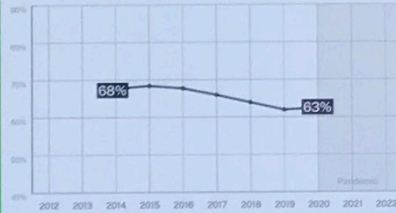


## Indicators For Healthy & Welcomed Births

Early Prenatal Care

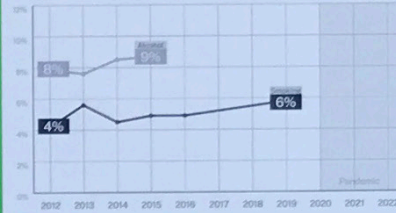


Share of pregnant women receiving prenatal care in the first three months of pregnancy  
Hawaii State Department of Health, Hawaii Health Data Monitoring, Vital Statistics Birth Data (Prenatal Care in the First Trimester) by Year 2014-2022  
 Hawaii's OHF  
 hawaiihs.org

Women who were less likely to receive early care:

- Other Pacific Islander, Samoan, Hispanic, or Hawaiian
- Younger in age
- Less educated
- Unmarried
- Uninsured or had Medicaid/QUEST insurance

Risk Behaviors During Pregnancy



Share of live births to women reporting any alcohol consumption / any cigarette smoking during the last three months of pregnancy  
Centers for Disease Control and Prevention, Pregnancy Risk Assessment Monitoring System, www.nrcr.hawaiihs.org/cdms/

11.5%

Kauai County residents were most likely to report alcohol use during pregnancy at 11.5%. Which was significantly higher than the state overall rate of 6.2%.

12.1%

White mothers were significantly more likely to report alcohol use during pregnancy.

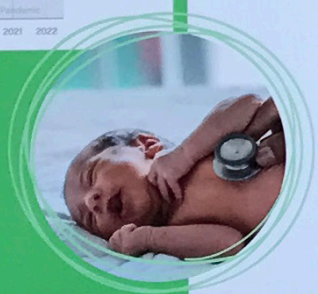
Chowdhury, D. (2019). Other Asian (8.2%), Native Hawaiian (7.4%), Filipino (6.8%), All Others (6.4%), Japanese (5.5%). These percentages were not significantly different from each other or the state overall. Estimates for Black, Samoan, and Other Pacific Islander mothers could not be reported due to small sample size. State of Hawaii PRAMS Report 2018-2019.

NICU Admissions



Share of live births to women reporting any alcohol consumption / any cigarette smoking during the last three months of pregnancy  
Family Health Services, Division of Health Status Monitoring, Department of Health, State of Hawaii

Rates of NICU admission are highest among mothers who are African American, Filipino, and Other Pacific Islanders.



What Ah-Ha's do you have (both positive and negative) about this data?

Handwritten sticky notes on a yellow background:

- While prenatal care is important, it's not enough.
- Need more support for pregnant women.
- Even though we have a lot of resources, it's not enough.
- More support for pregnant women.
- Even though we have a lot of resources, it's not enough.
- More support for pregnant women.
- Even though we have a lot of resources, it's not enough.

Is everyone faring equally in the story told by the data?

Handwritten sticky notes on a white background:

- Not everyone is faring equally.
- Need more support for pregnant women.
- More support for pregnant women.
- Need more support for pregnant women.
- More support for pregnant women.
- Need more support for pregnant women.

What questions does this data raise for you? Are there any surprises in the data story?

Handwritten sticky notes on a white background:

- What data are missing?
- What happened is still for all data.
- What happened is still for all data.
- What happened is still for all data.
- What happened is still for all data.
- What happened is still for all data.

What would help you better understand the story told by the data?

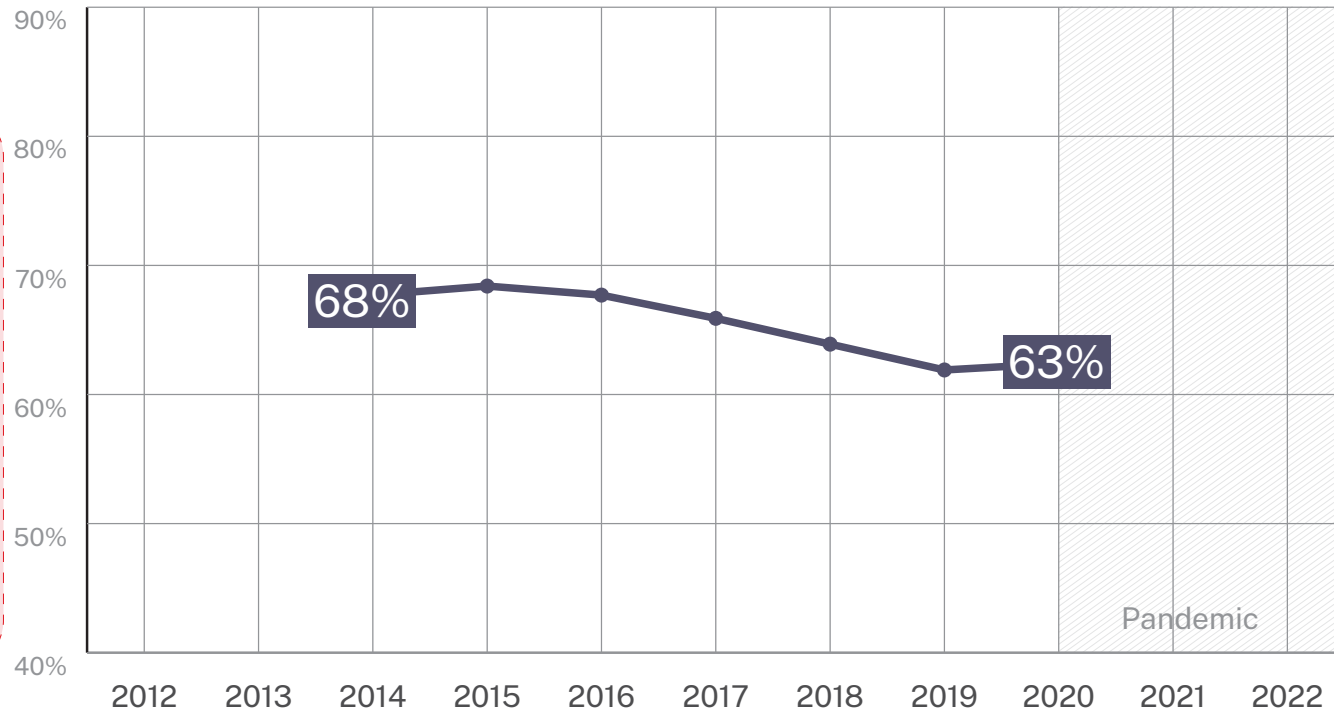
Handwritten sticky notes on a white background:

- What would help you better understand the story told by the data?
- What would help you better understand the story told by the data?
- What would help you better understand the story told by the data?
- What would help you better understand the story told by the data?
- What would help you better understand the story told by the data?
- What would help you better understand the story told by the data?





## Early Prenatal Care



Women who were less likely to receive early care:

- Other Pacific Islander, Samoan, Hispanic, or Hawaiian
- Younger in age
- Less educated
- Unmarried
- Uninsured or had Medicaid/QUEST insurance

hhdw.org

Share of pregnant women receiving prenatal care in the first three months of pregnancy

Hawai'i State Department of Health, Hawai'i Health Data Warehouse, Vital Statistics Birth Data. "Percent with Prenatal Care in the First Trimester by Year, 2014-2020."

Hawai'i-IBIS  
ibis.hhdw.org

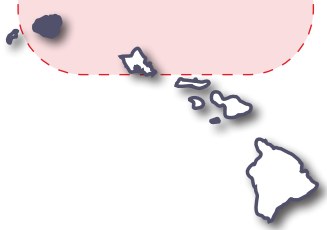
**11.5%**

2012-2015  
Kauai County

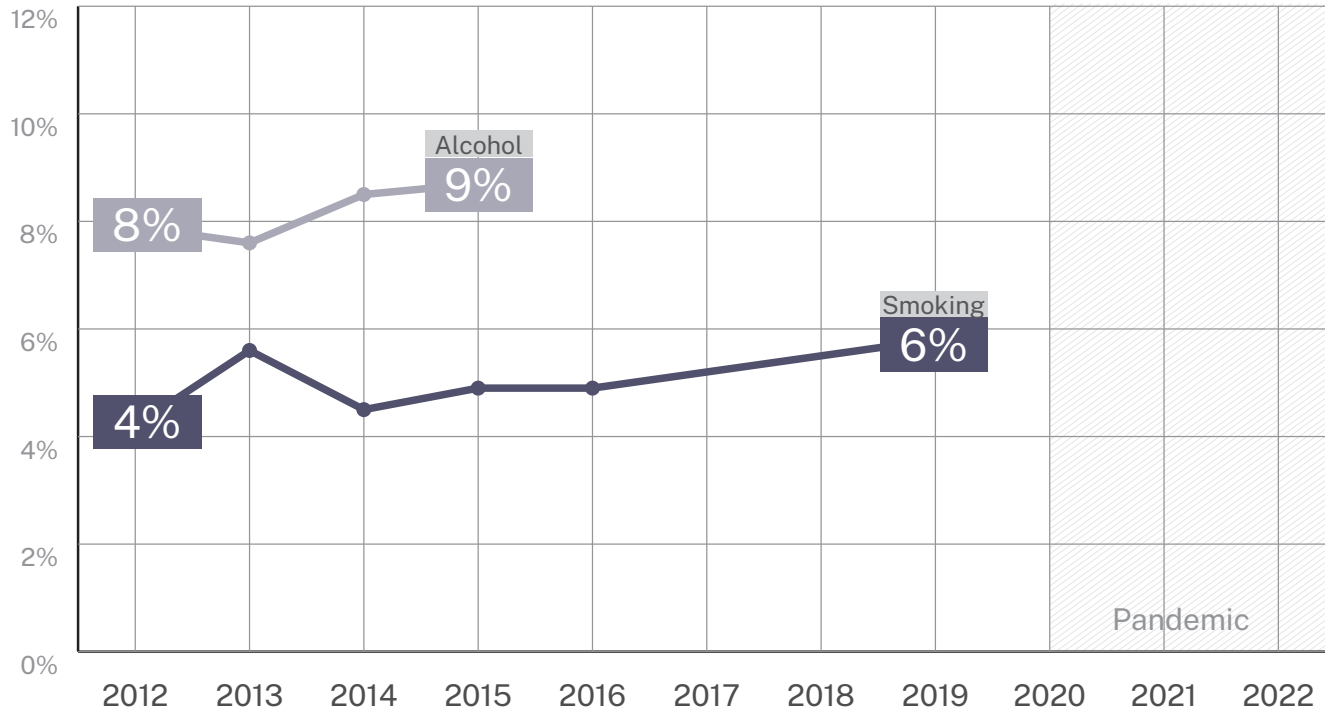
Kauai County residents were most likely to report alcohol use during pregnancy at 11.5%

Which was significantly higher than the state overall rate of 8.2%.

2012-2015



## Risk Behaviors During Pregnancy



**12.1%**

2012-2015  
White mothers

White mothers were significantly more likely to report alcohol use during pregnancy.

Chinese (9.5%)  
Other Asian (8.2%)  
Native Hawaiian (7.4%)  
Filipino (6.6%)  
All Others (6.8%)  
Japanese (5.5%)

These estimates were not significantly different from each other or the state overall. Estimates for Black, Samoan, and Other Pacific Islander mothers could not be reported due to small sample size.

State of Hawaii PRAMS Report 2009-2015

Share of live births to women reporting any alcohol consumption /any cigarette smoking during the last three months of pregnancy

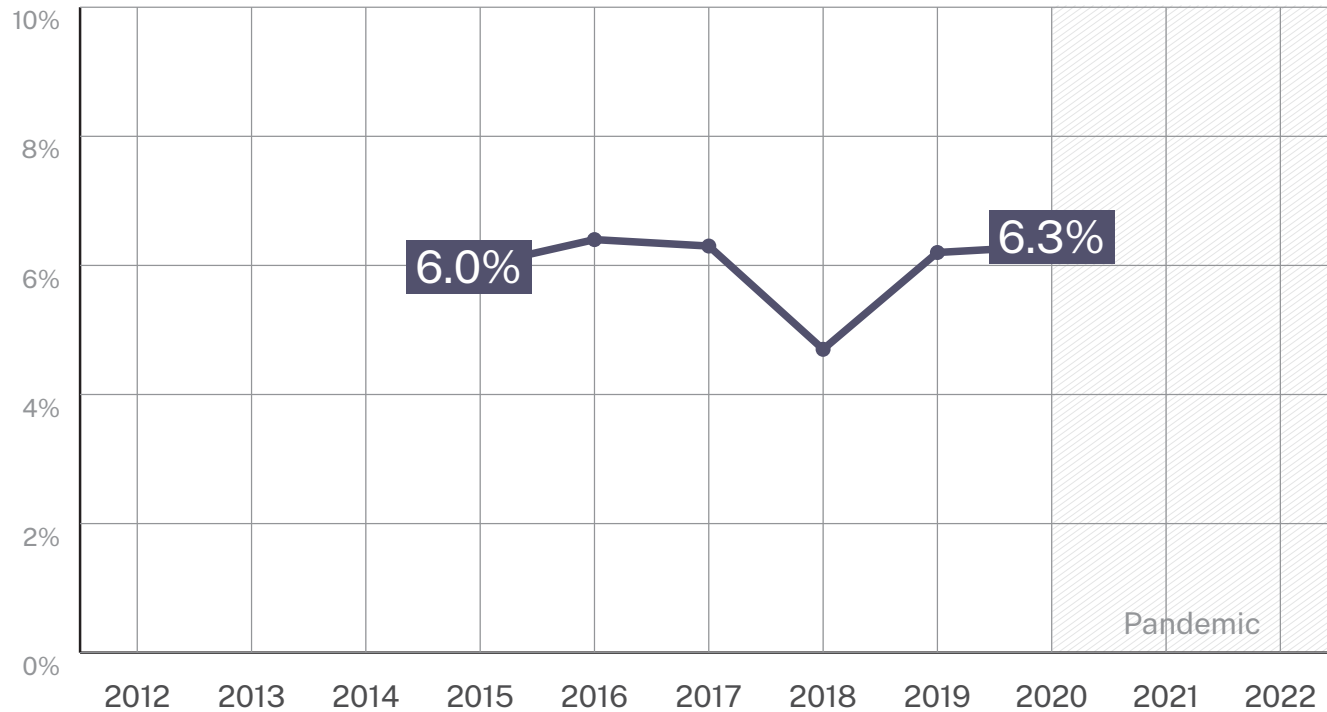
Centers for Disease Control and Prevention, Pregnancy Risk Assessment Monitoring System.

[www.marchofdimmes.org/peristats](http://www.marchofdimmes.org/peristats)

» *Women are still drinking & smoking during pregnancy, why? Anxiety? Stress? No information?*

» *Risky behaviors are actually quite rare (but increasing)*

## NICU Admissions



Rates of NICU admission are highest among mothers who are African American, Filipino, and Other Pacific Islanders.

[www.marchof-dimes.org/peristats](http://www.marchof-dimes.org/peristats)

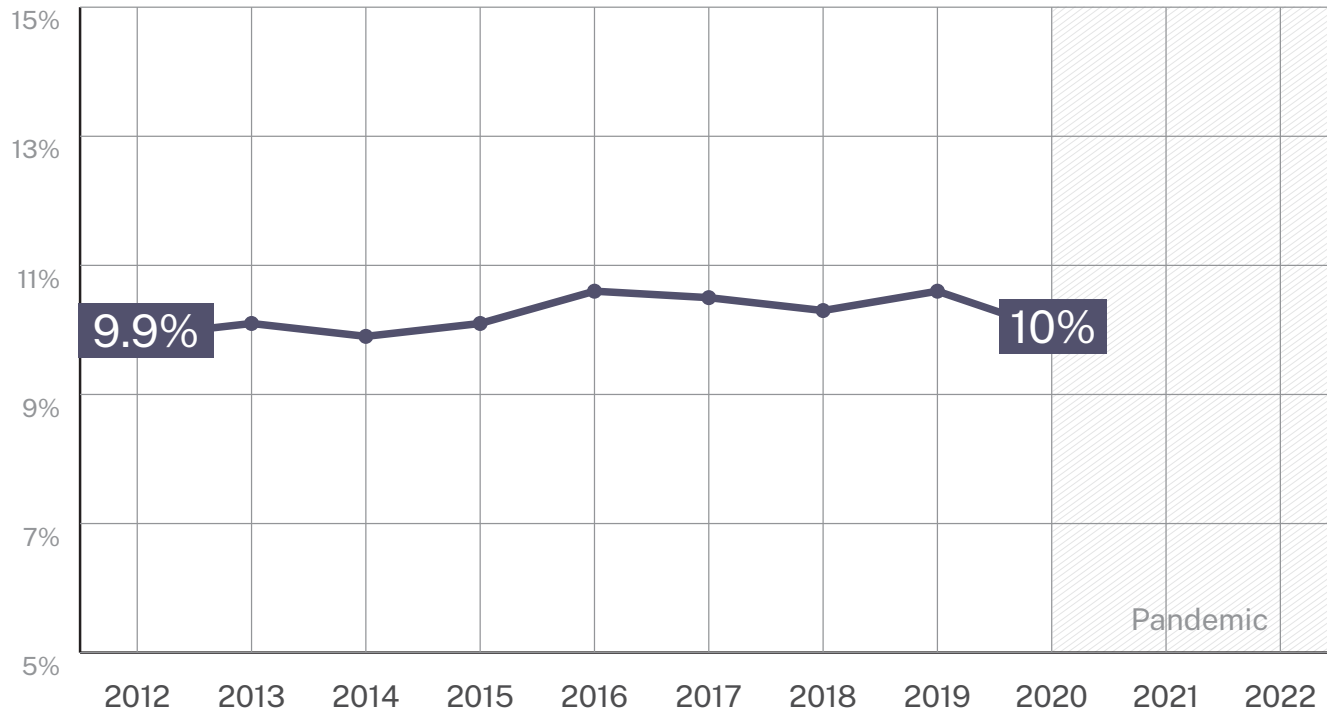
### Share of live births

Family Health Services Division, Office of Health Status Monitoring, Department of Health, State of Hawaii

» *NICU admission seems stable*

» *Even though more were more likely to drink, fewer in the NICU*

## Preterm Births



In 2019, the infant mortality rate for Black / African American mothers was 20.7 per 1,000 live births.

National Center for Health Statistics, period linked birth/infant death data. [www.marchofdimes.org/peristats](http://www.marchofdimes.org/peristats).

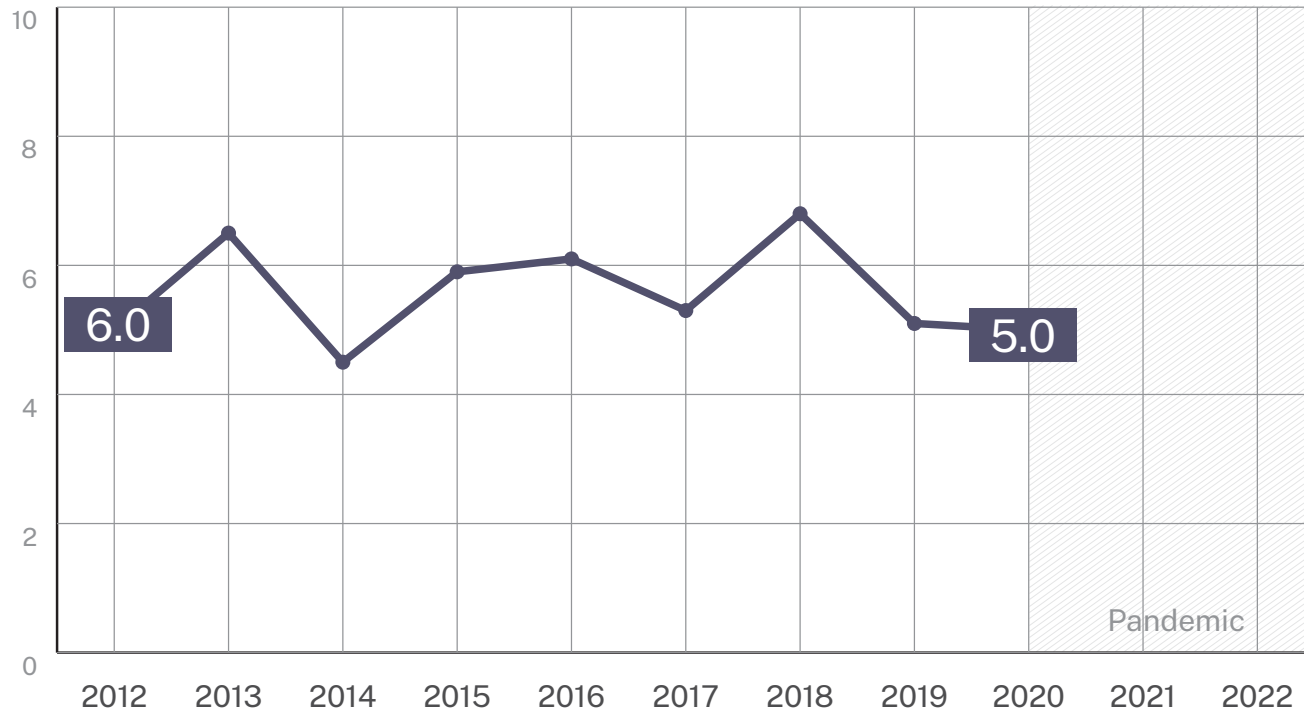
Share of live births that are preterm

Preterm birth is defined as a live birth before 37 completed weeks gestation

National Center for Health Statistics, PERISTAT.  
[www.marchofdimes.org/peristats](http://www.marchofdimes.org/peristats)

» *No change in pre-term births (sad face)*

# Infant Mortality



**20.7**  
Black/African American

**7.0**  
Native Hawaiians

In 2019, the infant mortality rate for Native Hawaiians was 7 per 1,000 live births.

Hawaii Health Matters,  
Department of Health

[www.hawaii-healthmatters.org](http://www.hawaii-healthmatters.org)

## Rate per 1,000 live births

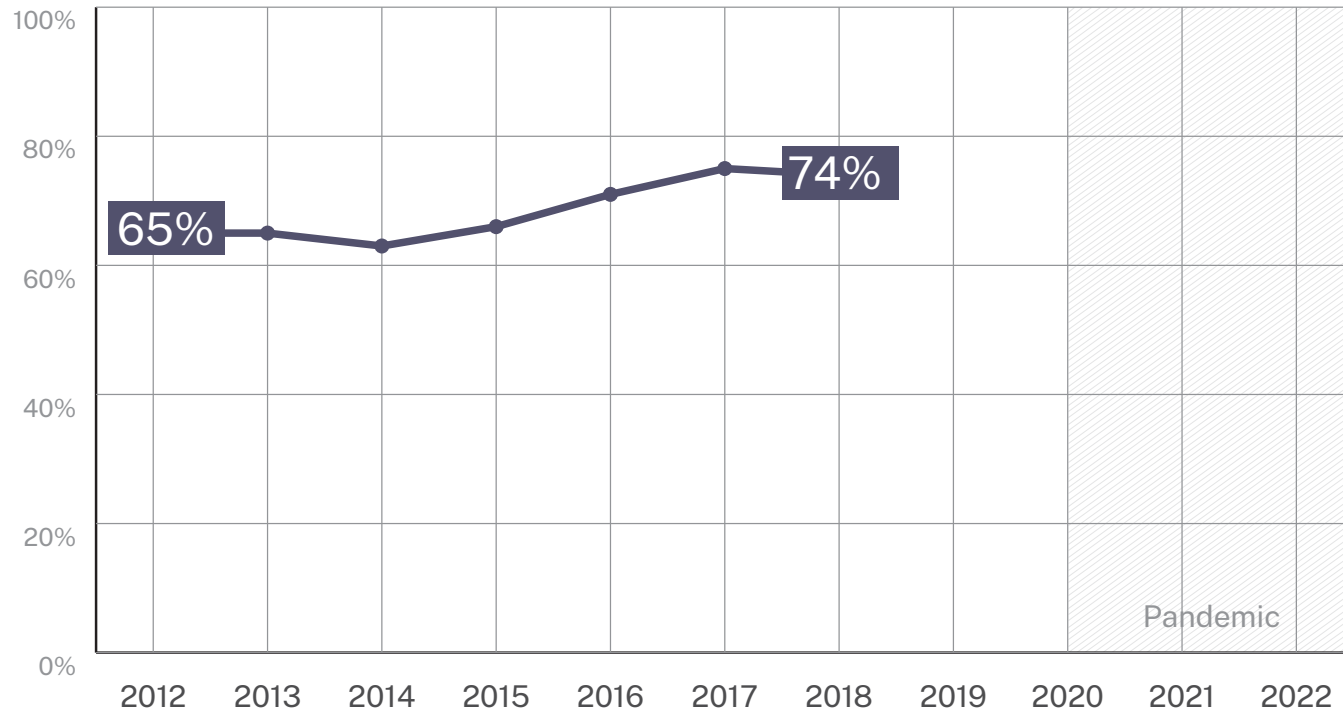
Infant mortality is defined as death occurring during the first year of life and is an important summary reflecting social, political, health care delivery and medical outcomes in a geographic area.

[www.hawaiihealthmatters.org](http://www.hawaiihealthmatters.org)

» *Noting racial disparities: high infant mortality rates for Hawaiians*

» *Infant Mortality Rate for African-American moms is outrageous*

## Breastfeeding



Rates of breastfeeding are lowest among

- Native Hawaiians
- Mothers ages 24 and younger
- Women below the poverty level

Exploring Challenges and Opportunities for Breastfeeding in Hawai'i During the COVID-19 Pandemic. Hawaii Journal of Health and Social Welfare. 2021 Oct

[www.ncbi.nlm.nih.gov/pmc](http://www.ncbi.nlm.nih.gov/pmc)

Share of infants who were breastfed at 6 months

National Immunization Survey. Maintained by Hawaii Department of Health.

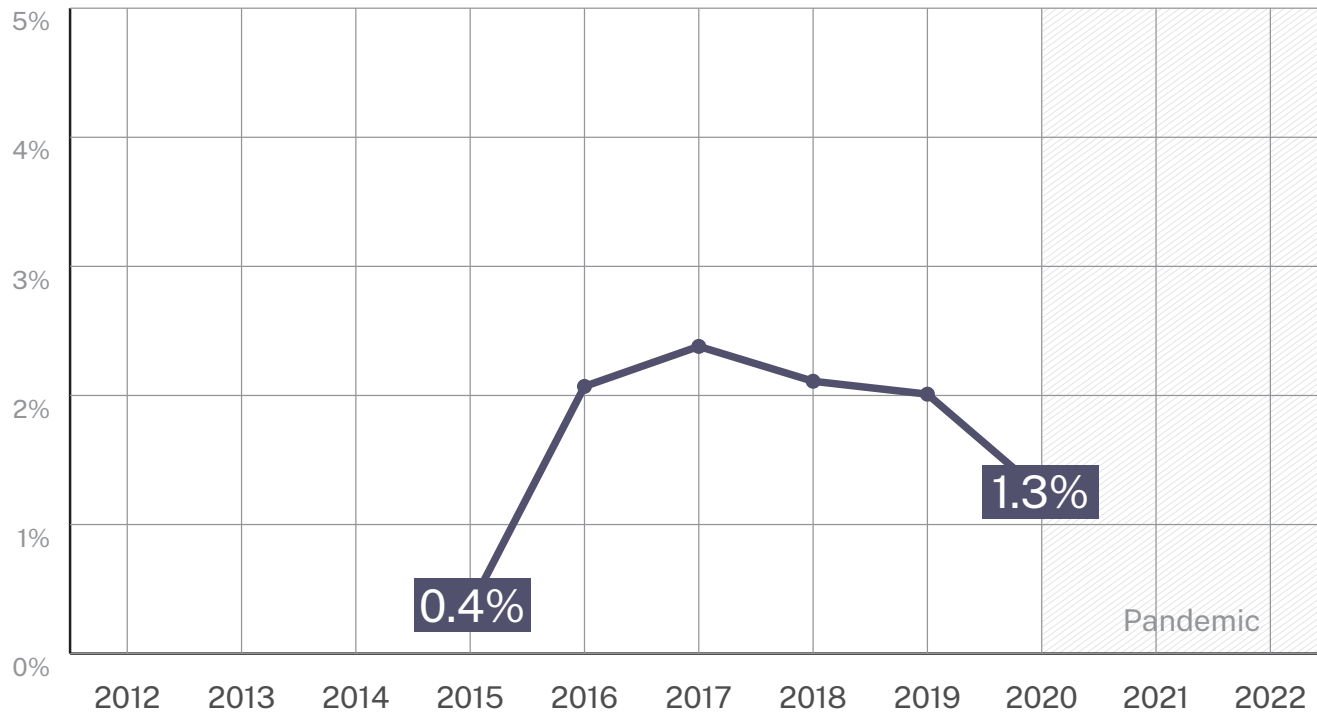
[www.hawaiihealthmatters.org](http://www.hawaiihealthmatters.org)

» *Positive breastfeeding trends; why? and why low for Hawaiians?*

» *Need to reach Native Hawaiian communities*



## Home Visiting



Share of families who received a home visit  
one or more times when a new baby was born

Hawaii Home Visiting Annual Reports

» *Need more  
home visiting*

# What questions does that raise for our work?

---

- » *Questions about risk behaviors are affected by level of trust between providers & moms*
- » *Is the decrease in prenatal care an access, affordability or awareness problem*
- » *What impact does entry to care > 3 mo. have on outcomes?*
- » *What are other factors that cause [risky] behaviors?*
- » *Why is alcohol use higher on Kauai?*
- » *How well does the reported data reflect reality?*
- » *How do we recruit & retain providers?*
- » *What interventions & strategies are / will address these vulnerable populations?*
- » *How & where should information on pre-natal care & risky behaviors be integrated into the ECE system?*
- » *How might we simplify access to Medicaid during pregnancy?*
- » *How did opening QUEST to COFA families impact behaviors?*
- » *How did the loss of Title X funds impact the #s?*
- » *What msgs (+/-) are we sending about family planning & support?*
- » *Need prenatal nutrition education*
- » *What efforts are being made to increase rates of early prenatal care?*
- » *Is prenatal care incorporating families' culture?*
- » *Is the issue about "access"? New MOD report indicates there isn't a provider shortage (?)*
- » *Neighbor island prenatal care, health care likely is lower because there is less access to it*

*Continued on next page...*

# What questions does that raise for our work?

---

- » *Poor access to care even with insurance*
- » *What is the relationship between preterm births, early prenatal care, risk behaviors, infant mortality, and NICU admission?*
- » *Are medical providers given cultural education to help connect with local families?*
- » *Who follows up with mothers after birth besides 6-week check w/doctor?*
- » *Need more maternal education & community education; universal not just for at-risk populations*
- » *Need more feeding specialists, for all moms. What's the ratio of feeding specialists to births?*
- » *Why are the infant mortality figures so high for African American and Native Hawaiian mothers?*
- » *Discuss changes in intervention strategies and their effectiveness over time*

# What is missing?

---

- » *How does race/ethnicity overlap with geographic breakdowns?*
- » *Tie the data to mother's health pre and post birth*
- » *What explains lower access in communities with lower rates of prenatal care?*
- » *Can we better drill down into the data & share w/partners?*
- » *Who qualifies for home visits? Are all families checked as they transition from hospital to home?*
- » *Who pays for home visits?*
- » *Has Home Visiting expanded in some areas?*
- » *How is home visiting defined? Are there enough home visitors? How are families connected to home visiting?*

# Comments about data needs

---

- » *Can we report preterm birth rate by island*
- » *How does NICU admission relate to access to prenatal care & risk behaviors?*
- » *Give breakdown of ethnicities for prenatal care to compare to NICU admissions*
- » *Maybe give statements of what the data shows*
- » *Need more disparity data (economics, ethnicity, race, location)*
- » *Can we get breastfeeding data from medical record?*
- » *Is there data on the use of dulas?*
- » *Disaggregate the data to present key differences & disparities*
- » *Where is the substance use data?*