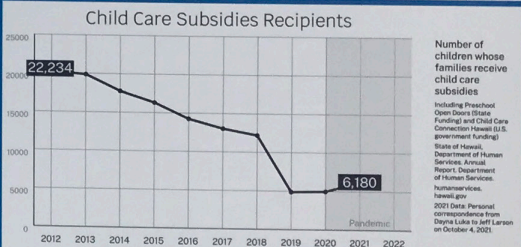
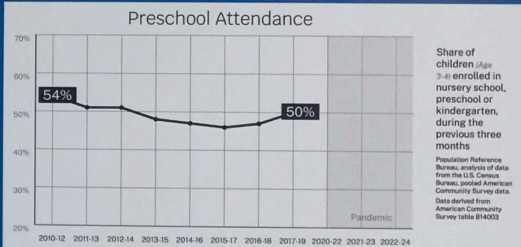
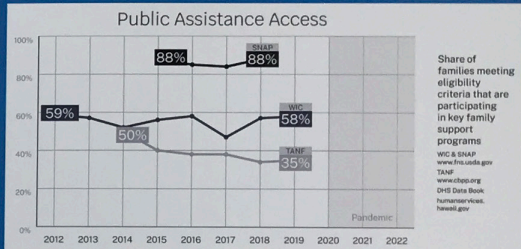
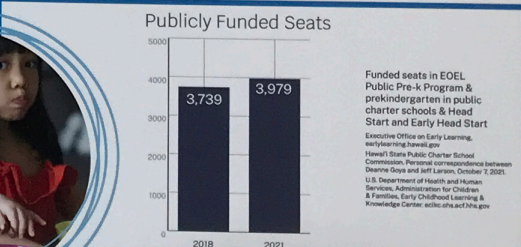




## Indicators For Equitable Access to Programs & Services



While the number of families receiving child care subsidies has fallen, the amount families are receiving has risen to cover a larger share of child care costs.



What Ah-Ha's do you have (both positive and negative) about this data?

Is everyone faring equally in the story told by the data?

Don't suspect such a deep drop in child care recipients

There are many who are on UNAP. Not many on TANF

Where is IT Data

Hard to gauge who/what family characteristics, like - health care - ethnicity - geography (state vs local)

The huge decrease - the number of children whose families receive child care subsidies 2012-2021

Why the increase in publicly funded seats in 3 yrs

Should we not measure total program - including OTC - mean we exclude + this would mean a increase benefits

The slope (change) - child care subsidy recipients is showing a sharp decline

Should we not red infrastructure investment for state

Any data in infant/toddler aged programs?

What is the breakdown by island?

TANF is very important - how is changing people to get help - reduce burden?

Child care subsidies are only supposed to be used for work - how are they being used?

What questions does this data raise for you? Are there any surprises in the data story? What data are missing?

What would help you better understand the story told by the data?

Is enough people from island TTC?

Publicly Funded Seats - out of how many keiki?

Separate Data for Subsidy School / Preschool / Kindergarten

Do we know who these families are? How to better engage?

What happened in POD+CCCI? Why the ↓

How does the receiving families in spring or in fall or in the summer?

OH NO! WHY ARE WE NOT HEARING ABOUT THE DROP IN SUBSIDIES??

Child care subsidies - how are we getting to age 25? How many who apply actually attend the program?

more specific data on who's attending preschool

of public assistance - how does that affect the cost of care?

Why are we not hearing about the drop in subsidies??

Publicly funded seats - can't get to 10,000 seats - how many are available?

why the steep drop in subsidy recipients

Child care subsidies - how are we getting to age 25? How many who apply actually attend the program?

Infants + toddler access?

Is there a relationship between the cost of child care and the cost of public assistance?

why the steep drop in subsidy recipients

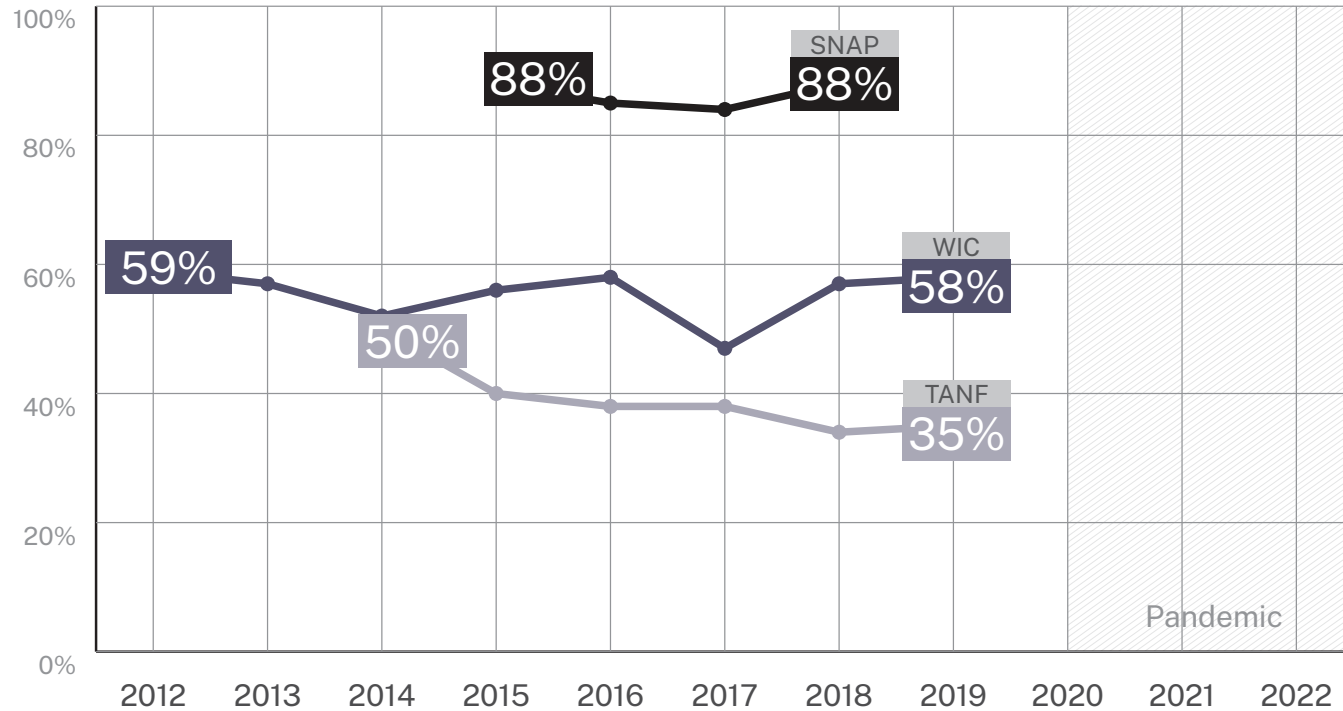
What are the barriers to public assistance for families?

Why are we not hearing about the drop in subsidies??

How many are receiving more publicly funded seats than they need?

What is the cost of child care - how much more families need to pay?

## Public Assistance Access



Share of families meeting eligibility criteria that are participating in key family support programs

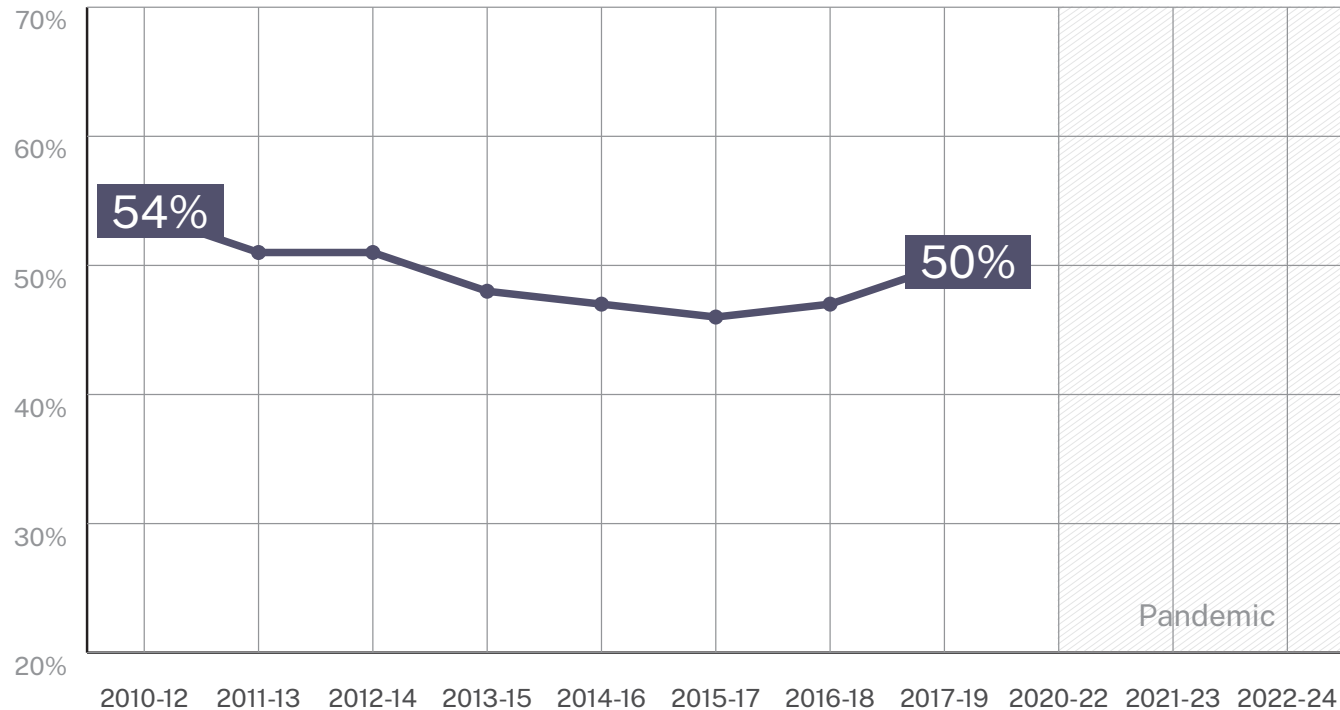
WIC & SNAP  
[www.fns.usda.gov](http://www.fns.usda.gov)

TANF  
[www.cbpp.org](http://www.cbpp.org)

DHS Data Book  
[humanservices.hawaii.gov](http://humanservices.hawaii.gov)

» *Ah-Ha: There are many families on SNAP, not many on TANF. What explains the difference?*

## Preschool Attendance



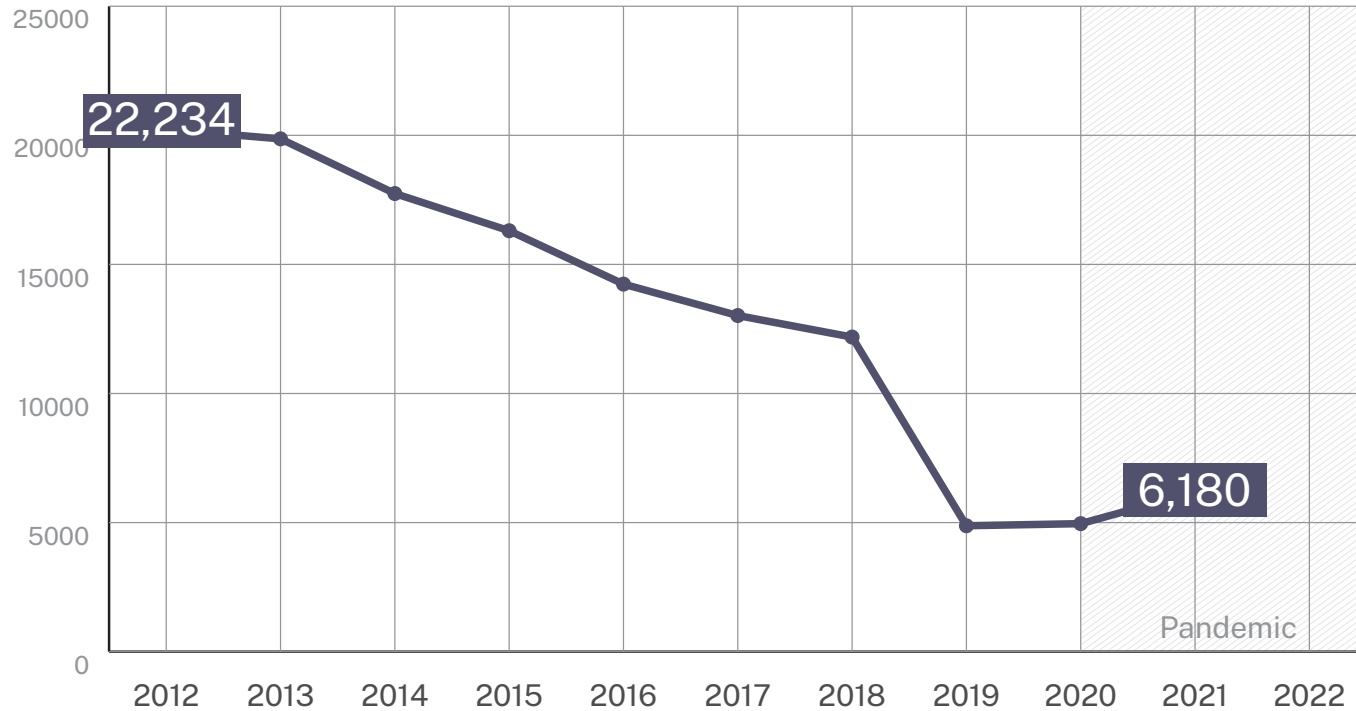
Share of children (*Age 3-4*) enrolled in nursery school, preschool or kindergarten, during the previous three months

Population Reference Bureau, analysis of data from the U.S. Census Bureau, pooled American Community Survey data.

Data derived from American Community Survey table B14003

» *Ah-Ha: Very little increase in publicly funded seats in 3 yrs*

## Child Care Subsidies Recipients



While the number of families receiving child care subsidies has fallen, the amount families are receiving has risen to cover a larger share of child care costs.

### Number of children whose families receive child care subsidies

Including Preschool Open Doors (State Funding) and Child Care Connection Hawaii (U.S. government funding)

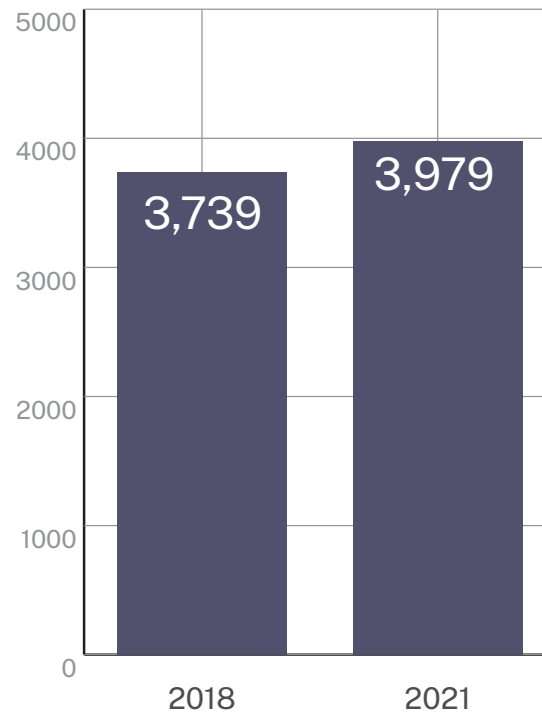
State of Hawaii, Department of Human Services. Annual Report. Department of Human Services.

[humanservices.hawaii.gov](http://humanservices.hawaii.gov)

2021 Data: Personal correspondence from Dayna Luka to Jeff Larson on October 4, 2021.

» *Didn't suspect such a steep drop in child care [subsidy] recipients*

## Publicly Funded Seats



Funded seats in EOEL Public Pre-k Program & prekindergarten in public charter schools & Head Start and Early Head Start

Executive Office on Early Learning,  
[earlylearning.hawaii.gov](http://earlylearning.hawaii.gov)

Hawai'i State Public Charter School Commission. Personal correspondence between Deanne Goya and Jeff Larson, October 7, 2021.

U.S. Department of Health and Human Services, Administration for Children & Families, Early Childhood Learning & Knowledge Center. [eclkc.ohs.acf.hhs.gov](http://eclkc.ohs.acf.hhs.gov)

» *Need to explain differences between publicly funded and tuition funded child care*

# What questions does that raise for our work?

---

- » *TANF is very burdensome for participants -how to encourage people to seek help & reduce barriers*
- » *TANF/WIC: Do we know more about families who do and do not take advantage of these supports? How might we better engage with non-participating families who are eligible and would benefit?*
- » *Do non-US citizens understand that they may be eligible for SNAP support?*
- » *Learn more from families about barriers; Where do we need to connect with families on their journey to get care?*
- » *Rising cost of child care means more families need help. Who fills the gap?*

# What is missing?

---

- » *How many families wanted preschool but couldn't access/afford it?*
- » *How is staffing affecting how long it takes families to get assistance?*
- » *What happened in POD & CCC? Why the drop?*
- » *Can we say more about factors that have contributed to rising child care costs? How has this impacted child care programs?*
- » *Is there a relationship between the drop in TANF & child care subsidies?*
- » *Why the drop in subsidy use?*
- » *How many families get off public assistance & stay off? What are the most typical patterns of use of public assistance programs in Hawaii?*

# Comments about data needs

---

- » *Is it possible to get data that differentiates between nursery school, preschool, and kindergarten?*
- » *Separate data on nursery school, preschool, & kindergarten*
- » *Need more data on family characteristics (family size; ethnicity; geography)*
- » *Overlay the PS program data with the PS attendance graph*
- » *Need more specific data on who's attending preschool*
- » *Need County / Island data*
- » *How does the placement of publicly funded seats align with the number of keiki in a community?*
- » *What is the relationship between subsidy use rates & # of providers*
- » *How many families complete the childcare subsidy application, how long does it take to get assistance?*
- » *What is the denominator for access?*